

Fig.74. DECK & GAUGE WHEEL(FOR FRENCH)

(A)=BM-48F(YM12)

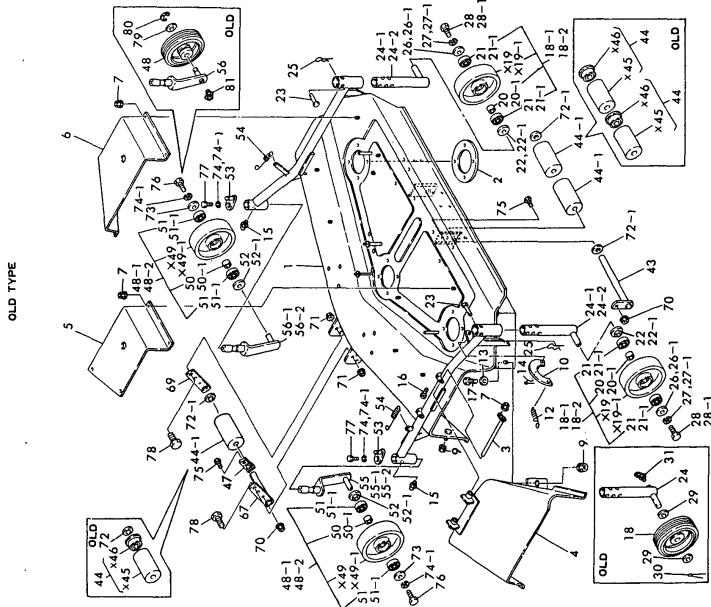
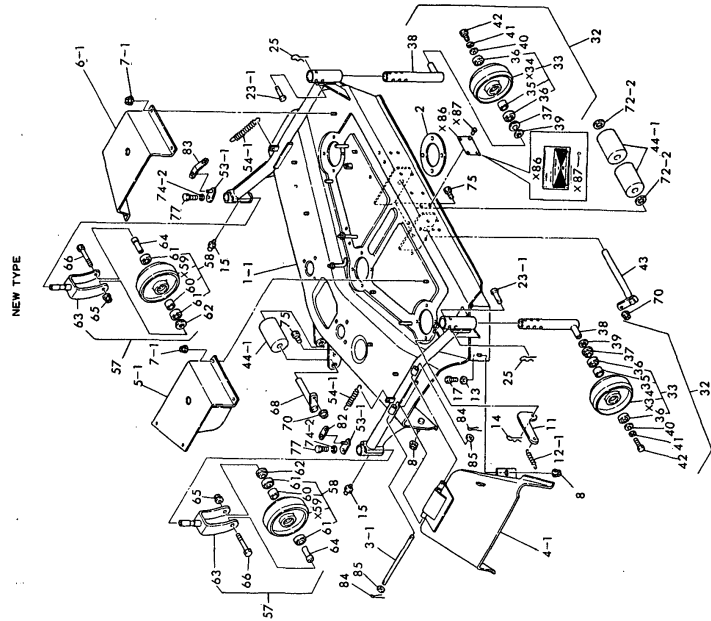
(B)=BM-48F(YM14)

(C)=BM-48U(YM12)

(D)=BM-48U(YM14)

(E)=

(F)=



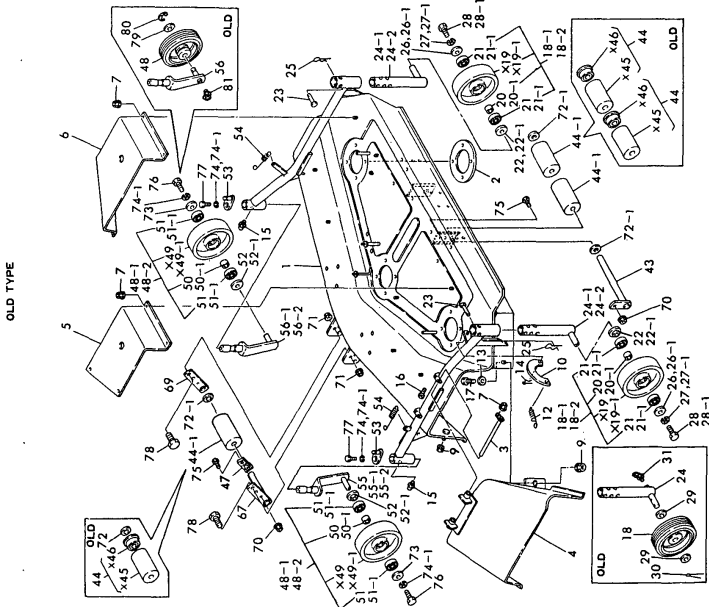
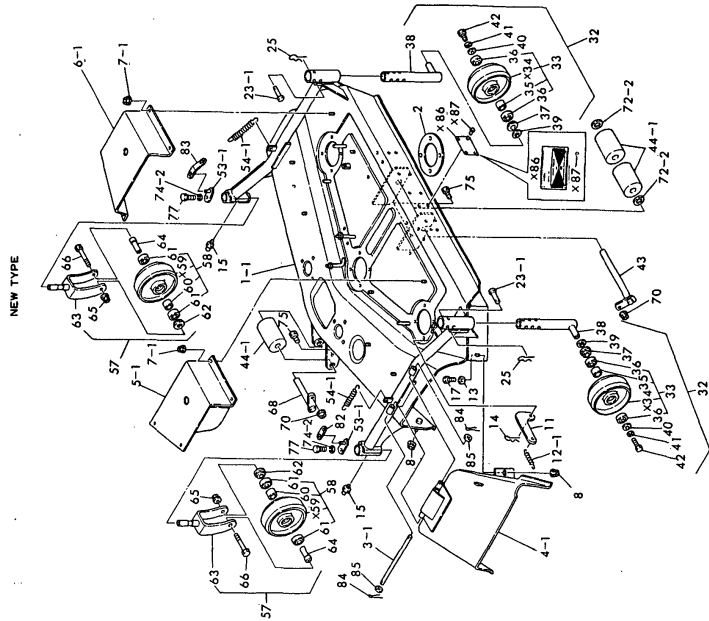
*MARK PARTS : NOT SOLD SEPARATELY

No.	Lev.	Parts No.	Description	Q'ty						I	R
				(A)	(B)	(C)	(D)	(E)	(F)		
1	1	197108-15000-R	DECK ASSY	1	1						
1-1	1	197108-15001	DECK ASSY	1	1						N
		(A=E/# 23950) (B=E/# 23950)									
2	1	197108-15020	PATCH, DECK	3	3						
3	1	197108-15840-U	PIN	1	1						
3-1	1	197108-15750	PIN, HINGE 8X228	1	1						S
		(A=E/# 23950) (B=E/# 23950)									
4	1	197108-15850-R	GUARD ASSY, SHOOT	1	1						
4-1	1	197108-15851	GUARD ASSY, SHOOT	1	1						N
		(A=E/# 23950) (B=E/# 23950)									
5	1	197108-15940-R	COVER (L), PULLEY	1	1						
5-1	1	197108-15650	COVER (L), PULLEY	1	1						N
		(A=E/# 23950) (B=E/# 23950)									
6	1	197108-15950-R	COVER (R), PULLEY	1	1						
6-1	1	197108-15680	COVER (R), PULLEY	1	1						N
		(A=E/# 23950) (B=E/# 23950)									
7	1	194990-22130	NUT, M6	9	9						
7-1	1	194990-22130	NUT, M6	8	8						K
		(A=E/# 23950) (B=E/# 23950)									
8	1	194990-22150	NUT, M10	2	2						
9	1	194990-22150	NUT, M10	2	2						Z
		(A=E/# 23950) (B=E/# 23950)									
10	1	194464-25450	RETAINER, BEARING	1	1						Z
		(A=E/# 23950) (B=E/# 23950)									
11	1	1E6150-63190	LINK, CLUTCH	1	1						W
		(A=T/# 23943) (B=T/# 23943)									
12	1	194320-22240	SPRING, RETURN	1	1						
12-1	1	1E6221-74440	SPRING, 2.9X19.9X93	1	1						S
		(A=E/# 21827) (B=E/# 21827)									
13	1	22137-100000	WASHER, 10	1	1						
14	1	22360-080000	SNAP PIN 8	1	1						
15	1	24761-010000	NIPPLE, GREASE M6F	2	2						
16	1	26116-060162	BOLT, M6X 16 PLATED	1	1						Z
		(A=E/# 23950) (B=E/# 23950)									
17	1	26116-100252	BOLT, M10X 25 PLATED	1	1						
18	1	197102-16110	WHEEL, GAUGE	2	2						
18-1	1	197102-16100	WHEEL ASSY, GAUGE	2	2						S
		(A=E/# 23167) (B=E/# 23167)									
18-2	1	197102-16100	WHEEL ASSY, GAUGE	2	2						Z
		(A=E/# 23950) (B=E/# 23950)									
20	2	1E6020-34980	COLLAR, 17.5X21.7X20	2	2						W
		(A=E/# 23167) (B=E/# 23167)									
20-1	2	1E6020-34980	COLLAR, 17.5X21.7X20	2	2						Z
		(A=E/# 23950) (B=E/# 23950)									
21	2	24104-060034	BEARING, BALL 6003UU	4	4						W
		(A=E/# 23167) (B=E/# 23167)									
21-1	2	24104-060034	BEARING, BALL 6003UU	4	4						Z
		(A=E/# 23950) (B=E/# 23950)									
22	1	197102-16120	WASHER, DUST	2	2						W
		(A=E/# 23167) (B=E/# 23167)									
22-1	1	197102-16120	WASHER, DUST	2	2						Z

Fig.74. DECK & GAUGE WHEEL(FOR FRENCH)

(A)=BM-48F(YM12)
 (B)=BM-48F(YM14)
 (C)=BM-48U(YM12)

(D)=BM-48U(YM14)
 (E)=
 (F)=

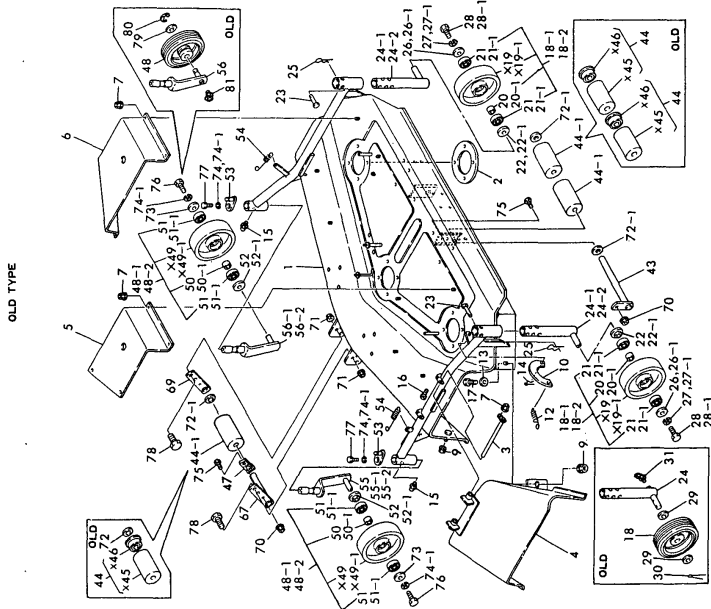
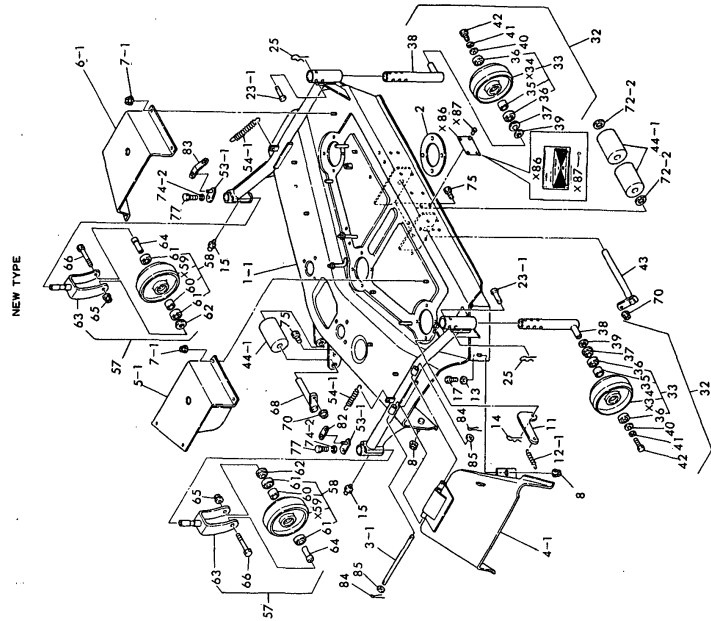


*MARK PARTS : NOT SOLD SEPARATELY

No.	Lev.	Parts No.	Description	Qty						I	R
				(A)	(B)	(C)	(D)	(E)	(F)		
		(A=E/# 23950) (B=E/# 23950)									
23	1	197108-16250	PIN 12X40, FLAT HEAD	2	2						
23-1	1	197108-16251	PIN 12X 45	2	2						N
		(A=T/# 23943) (B=T/# 23943)									
24	1	197108-16300	SHAFT, GAUGE WHEEL	3	3						
24-1	1	197108-16301	SHAFT ASSY, WHEEL	3	3						N
		(A=E/# 23167) (B=E/# 23167)									
24-2	1	197108-16301	SHAFT ASSY, WHEEL	3	3						Z
		(A=E/# 23950) (B=E/# 23950)									
25	1	197102-18340	PIN, SNAP 10	2	2						
26	1	22157-080000	WASHER, 8	2	2						W
		(A=E/# 23167) (B=E/# 23167)									
26-1	1	22157-080000	WASHER, 8	2	2						Z
		(A=E/# 23950) (B=E/# 23950)									
27	1	22217-080000	WASHER, SPRING 8	2	2						W
		(A=E/# 23167) (B=E/# 23167)									
27-1	1	22217-080000	WASHER, SPRING 8	2	2						Z
		(A=E/# 23950) (B=E/# 23950)									
28	1	26116-080162	BOLT, M8X 16 PLATED	2	2						W
		(A=E/# 23167) (B=E/# 23167)									
28-1	1	26116-080162	BOLT, M8X 16 PLATED	2	2						Z
		(A=E/# 23950) (B=E/# 23950)									
29	1	22127-160000	WASHER, 16	4	4						Z
		(A=E/# 23167) (B=E/# 23167)									
30	1	22417-400320	PIN, COTTER 4.0X32	2	2						Z
		(A=E/# 23167) (B=E/# 23167)									
31	1	24761-040000	NIPPLE, GREASE B	2	2						Z
		(A=E/# 23167) (B=E/# 23167)									
32	1	197108-16211	WHEEL KIT, GAUGE	2	2						W
		(A=E/# 23950) (B=E/# 23950)									
33	2	197102-16100	WHEEL ASSY, GAUGE	2	2						W
		(A=E/# 23950) (B=E/# 23950)									
35	3	1E6020-34980	COLLAR, 17.5X21.7X20	2	2						W
		(A=E/# 23950) (B=E/# 23950)									
36	3	24104-060034	BEARING, BALL 6003UU	4	4						W
		(A=E/# 23950) (B=E/# 23950)									
37	2	197102-16120	WASHER, DUST	2	2						W
		(A=E/# 23950) (B=E/# 23950)									
38	2	197108-16302	SHAFT, GAUGE WHEEL	2	2						W
		(A=E/# 23950) (B=E/# 23950)									
39	2	22127-160000	WASHER, 16	2	2						W
		(A=E/# 23950) (B=E/# 23950)									
40	2	22157-080000	WASHER, 8	2	2						W
		(A=E/# 23950) (B=E/# 23950)									
41	2	22217-080000	WASHER, SPRING 8	2	2						W
		(A=E/# 23950) (B=E/# 23950)									
42	2	26116-080162	BOLT, M8X 16 PLATED	2	2						W
		(A=E/# 23950) (B=E/# 23950)									
43	1	197102-15260-U	PIN, ROLLER	1	1						
44	1	197102-15300	ROLLER ASSY	3	3						
44-1	1	197102-15301	ROLLER ASSY	3	3						N

Fig.74. DECK & GAUGE WHEEL(FOR FRENCH)

(A)=BM-48F(YM12) (D)=BM-48U(YM14)
 (B)=BM-48F(YM14) (E)=
 (C)=BM-48U(YM12) (F)=



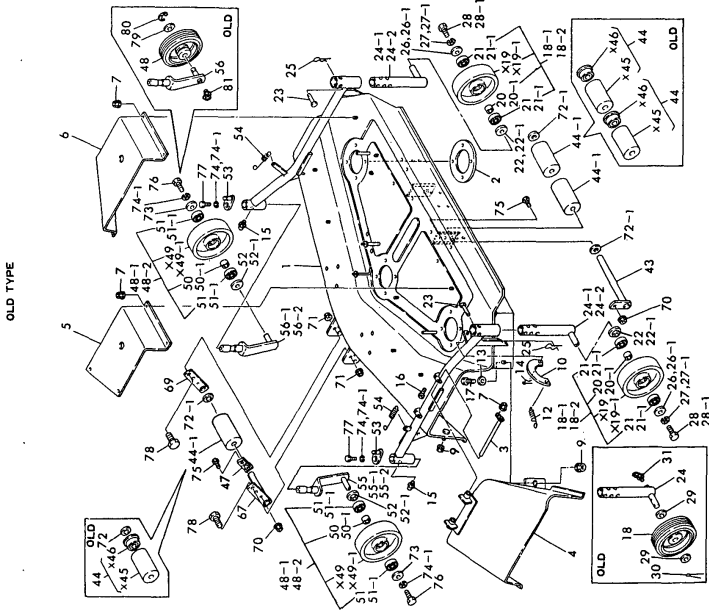
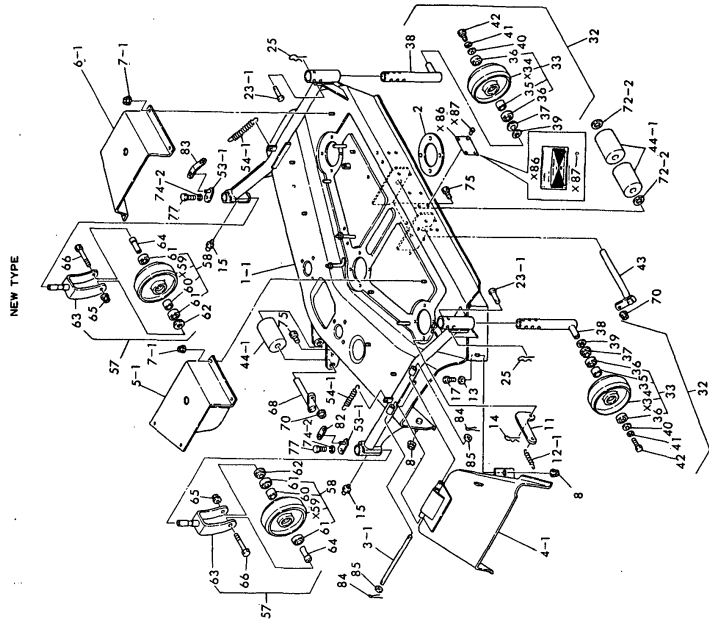
X*MARK PARTS : NOT SOLD SEPARATELY

Fig. 74 DECK & GAUGE WHEEL [FOR FRENCH]

No.	Lev.	Parts No.	Description	Q'ty						I	R
				(A)	(B)	(C)	(D)	(E)	(F)		
47	1	(A=E/# 23167) (B=E/# 23167) 197102-15540	SPRING, STOP	1	1						Z
		(A=E/# 23950) (B=E/# 23950)									
48	1	197102-16110	WHEEL, GAUGE	2	2						S
48-1	1	197102-16100	WHEEL ASSY, GAUGE	2	2						
48-2	1	(A=E/# 23167) (B=E/# 23167) 197102-16100	WHEEL ASSY, GAUGE	2	2						Z
		(A=E/# 23950) (B=E/# 23950)									
50	2	1E6020-34980	COLLAR, 17.5X21.7X20	2	2						W
50-1	2	(A=E/# 23167) (B=E/# 23167) 1E6020-34980	COLLAR, 17.5X21.7X20	2	2						Z
		(A=E/# 23950) (B=E/# 23950)									
51	2	24104-060034	BEARING, BALL 6003UU	4	4						W
51-1	2	(A=E/# 23167) (B=E/# 23167) 24104-060034	BEARING, BALL 6003UU	4	4						Z
		(A=E/# 23950) (B=E/# 23950)									
52	2	(A=E/# 23950) (B=E/# 23950) 197102-16120	WASHER, DUST	2	2						W
		(A=E/# 23167) (B=E/# 23167)									
52-1	2	197102-16120	WASHER, DUST	2	2						Z
53	1	(A=E/# 23950) (B=E/# 23950) 197108-16450	PLATE, SPRING	2	2						
		(A=E/# 23950) (B=E/# 23950)									
53-1	1	197108-16451	PLATE ASSY, HOOK	2	2						N
54	1	(A=E/# 23950) (B=E/# 23950) 197108-16470	SPRING, RETURN	2	2						
		(A=E/# 23950) (B=E/# 23950)									
54-1	1	197108-16471	SPRING, RETURN	2	2						S
55	2	(A=E/# 23950) (B=E/# 23950) 197108-16500	SHAFT (L), F. WHEEL	1	1						
		(A=E/# 23950) (B=E/# 23950)									
55-1	2	197108-16501	SHAFT (L), F. WHEEL	1	1						N
55-2	2	(A=E/# 23167) (B=E/# 23167) 197108-16501	SHAFT (L), F. WHEEL	1	1						Z
		(A=E/# 23950) (B=E/# 23950)									
56	2	197108-16550	SHAFT (R), F. WHEEL	1	1						
56-1	2	197108-16551	SHAFT (R), F. WHEEL	1	1						N
56-2	2	(A=E/# 23167) (B=E/# 23167) 197108-16551	SHAFT (R), F. WHEEL	1	1						Z
		(A=E/# 23950) (B=E/# 23950)									
57	1	197108-16411	WHEEL KIT, FRONT	2	2						W
58	2	(A=E/# 23950) (B=E/# 23950) 197102-16100	WHEEL ASSY, GAUGE	2	2						W
		(A=E/# 23950) (B=E/# 23950)									
60	3	1E6020-34980	COLLAR, 17.5X21.7X20	2	2						W
61	3	(A=E/# 23950) (B=E/# 23950) 24104-060034	BEARING, BALL 6003UU	4	4						W
		(A=E/# 23950) (B=E/# 23950)									
62	2	197102-16120	WASHER, DUST	2	2						W
63	2	(A=E/# 23950) (B=E/# 23950) 197108-16502	ARM ASSY, WHEEL	2	2						W
		(A=E/# 23950) (B=E/# 23950)									
64	2	197108-16590	BUSH, WHEEL	2	2						W
65	2	(A=E/# 23950) (B=E/# 23950) 194990-22150	NUT, M10	2	2						W
		(A=E/# 23950) (B=E/# 23950)									

Fig.74. DECK & GAUGE WHEEL(FOR FRENCH)

(A)=BM-48F(YM12) (D)=BM-48U(YM14)
 (B)=BM-48F(YM14) (E)=
 (C)=BM-48U(YM12) (F)=



No.	Lev.	Parts No.	Description	Qty						I	R
				(A)	(B)	(C)	(D)	(E)	(F)		
66	2	(A=E/# 23950) (B=E/# 23950) 26116-100802	BOLT, M10X 80 PLATED	2	2						W
67	1	(A=E/# 23950) (B=E/# 23950) 197108-16650	SHAFT, ROLLER	1	1						Z
68	1	(A=E/# 23950) (B=E/# 23950) 197102-15370-U	PIN, ROLLER	1	1						W
69	1	(A=E/# 23950) (B=E/# 23950) 197108-16670	PLATE, ROLLER	1	1						Z
70	1	(A=E/# 23950) (B=E/# 23950) 194990-22130	NUT, M6	2	2						Z
71	1	(A=E/# 23950) (B=E/# 23950) 194990-22150	NUT, M10	4	4						Z
72	1	(A=E/# 23950) (B=E/# 23950) 22127-180000	WASHER 18	1	1						K
72-1	1	(A=E/# 23950) (B=E/# 23950) 22127-180000	WASHER 18	3	3						K
72-2	1	(A=E/# 23950) (B=E/# 23950) 22127-180000	WASHER 18	2	2						K
73	1	(A=E/# 23950) (B=E/# 23950) 22157-080000	WASHER, 8	2	2						Z
74	1	(A=E/# 23950) (B=E/# 23950) 22217-080000	WASHER, SPRING 8	2	2						K
74-1	1	(A=E/# 23950) (B=E/# 23950) 22217-080000	WASHER, SPRING 8	4	4						K
74-2	1	(A=E/# 23950) (B=E/# 23950) 22217-080000	WASHER, SPRING 8	2	2						K
75	1	(A=E/# 23950) (B=E/# 23950) 26116-060162	BOLT, M6X 16 PLATED	2	2						Z
76	1	(A=E/# 23950) (B=E/# 23950) 26116-080162	BOLT, M8X 16 PLATED	2	2						Z
77	1	(A=E/# 23950) (B=E/# 23950) 26116-080202	BOLT, M8X 20 PLATED	2	2						Z
78	1	(A=E/# 23950) (B=E/# 23950) 26116-100252	BOLT, M10X 25 PLATED	4	4						Z
79	1	(A=E/# 23950) (B=E/# 23950) 22127-160000	WASHER, 16	2	2						Z
80	1	(A=E/# 23950) (B=E/# 23950) 22272-000150	RING, E-15	2	2						Z
81	1	(A=E/# 23950) (B=E/# 23950) 24761-040000	NIPPLE, GREASE B	2	2						Z
82	1	(A=E/# 23950) (B=E/# 23950) 197108-16480	LINK, SPRING L	1	1						W
83	1	(A=E/# 23950) (B=E/# 23950) 197108-16490	LINK, SPRING R	1	1						W
84	1	(A=E/# 23950) (B=E/# 23950) 22417-200160	PIN, COTTER 2.0X16	2	2						W
85	1	(A=E/# 23950) (B=E/# 23950) 22137-080000	WASHER, 8	2	2						W

Fig. 74 DECK & GAUGE WHEEL (FOR FRENCH)